

A STUDY OF THE ADSORPTION CHARACTERISTICS OF COBALT AND CAESIUM FROM A SOLUTION BY USING VIETNAMESE BENTONITE

LE PHUOC CUONG,¹ PHAM HOANG GIANG,² BUI DANG HANH,³ AND GERGŐ BÁTOR^{4*}

¹ The University of Danang-University of Science and Technology, Danang, VIETNAM

² VNU University of Science, Hanoi, VIETNAM

³ Vietnam Atomic Energy Institute (VINATOM), Hanoi, VIETNAM

⁴ Institute of Radiochemistry and Radioecology, University of Pannonia, Veszprém, H-8201, HUNGARY

The radioactive waste produced from the construction of a nuclear power plant is a controversial topic. The resulting radioactive waste contains ^{60}Co and ^{137}Cs isotopes that are the most difficult to remove. Bentonite is widely used as an adsorbent for heavy metals. An important factor is the safe operation of waste management at a nuclear power plant to be built in Vietnam. Therefore, a method of degrading complexes of radionuclides and the adsorption of radionuclides onto Vietnamese Bentonite was implemented in this study. In current literature, UV radiation and heating with oxidising substances are used in general for degrading complexes of radionuclides. The experimental results for the adsorption of $\text{Co}^{(II)}$ and Cs^+ onto VNB suggest that VNB can be used in the future for large-scale liquid waste treatment due to its low cost, high efficiency, and environmentally friendliness.

Keywords: radionuclides; Vietnamese bentonite; adsorption; UV radiation; hydrogen peroxide

1. Introduction

During operation, a nuclear power plant (NPP) releases a large quantity of liquid waste containing radionuclides. The sources of liquid waste include contaminated boric acid solutions, liquid that has leaked from the primary circuit, a solution used to decontaminate the equipment of the primary circuit, and other waste sources. Radionuclides that exist in liquid waste include ^{137}Cs , ^{60}Co , ^{59}Fe , ^{51}Cr , ^{54}Mn , etc. [1–4].

In all types of nuclear reactors, the solutions that are used to decontaminate equipment containing chemicals are for example, alkalis, KMnO_4 , EDTA, etc. [4] in order to oxidise or to form complexes with radionuclides. These complexes are highly soluble in reactor solutions. Liquid waste containing radionuclides has to be stored for a certain period of time to decay. Radionuclides with short half-lives decay during this storage time. The longer-lasting radionuclides such as ^{60}Co and ^{137}Cs are still present in concentrations above the discharge limit of 1 kBq dm^{-3} . Thus, they are not allowed to be discharged into the environment even after several years of storage [5–10].

One of the most effective methods for the treatment of radioactive waste is on the basis of ion exchange and adsorption processes using inorganic ion exchangers. The desirable characteristics of high

exchange capacity and favourable selectivity for some radioisotopes made certain zeolites useful in the treatment of radioactive waste. Natural zeolites considered for radioactive waste treatment include mordenite, erionite, chabazite, clinoptilolite, and bentonite. Among these, bentonite has received much attention due to its widespread usage, large surface area, and high selectivity for some radiotoxic metals [4, 11].

Bentonite consists predominantly of the mineral montmorillonite, an aluminium hydrosilicate. Its crystal structure shows distinct layers forming a lattice (*Fig.1*). The term “bentonite” was first used by Knight in 1889 following the discovery of highly colloidal plastic clay near Fort Benton in the cretaceous bed of Wyoming. Bentonite is a naturally occurring cationic clay, which can be processed or modified to tailor its properties, so it is suitable for various applications and uses. In its pure form or with some chemical additives or modifications, bentonite can be used as a rotary mud, an anticaking agent for certain granular fertilisers, a binding agent in the agglomeration of cattle feed, in pesticides or mineral oil, for filling, oil deodorising, palletising or bleaching, and in civil construction, foundries, and the alkylation of phenols [4, 6–8].

The aim of this study was the identification of degrading and mineralising complex compounds of $\text{Co}^{(II)}$ and Cs^+ by using UV radiation and heating with oxidation substances. In addition, we also determined the adsorption efficiency of these radioactive isotopes onto VNB.

*Correspondence: kt@almos.uni-pannon.hu

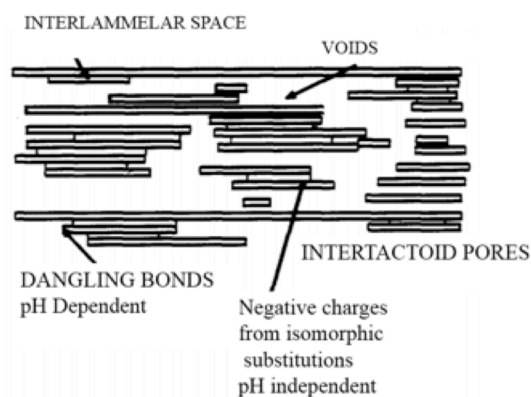


Figure 1. Structure of bentonite [6].

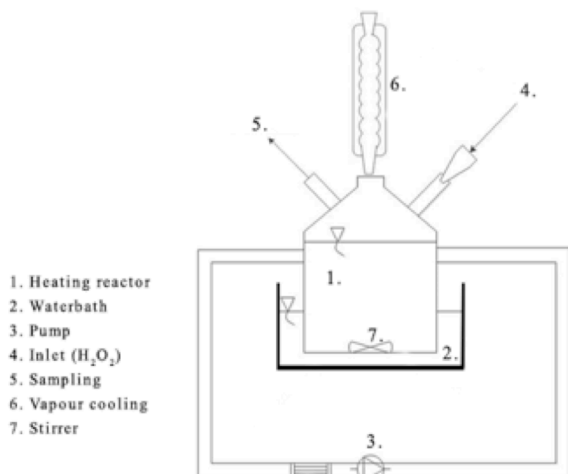


Figure 2. The experimental set-up of the heating system.

2. Experimental

2.1. Objectives

In order to extract ^{60}Co and ^{137}Cs from radioactive liquid waste, a combined treatment method was used. This method includes two stages. In the first stage, the EDTA complexed radionuclides were degraded and mineralised by UV radiation and heating with oxidising substances and then in the second stage radionuclides ions were removed by adsorption using VNB.

In order to prepare the model solutions for this study, the activity concentrations of the radioactive isotopes of ^{137}Cs and ^{60}Co in a typical liquid radioactive waste sample were determined by standard γ -spectrometry using a Gamma Múszaki Zrt scintillation (NaI) detector. Table 1 shows measurements taken from the liquid waste radioactive sample.

2.2. Research Methodology

The concentrations of radioactive elements were determined by using an iCE 3000 atomic absorption spectrometer (AAS, Thermo Scientific, USA) with an air- C_2H_2 flame at a flow rate of $0.9 \text{ dm}^3 \text{ min}^{-1}$.

The chemicals used as analytical standards were all reagent grade or better. Ethylenediaminetetraacetic

Table 1. Typical radioactive liquid waste sample (3/2/2015 measurements).

radio-nuclides	activity concentration, Bq dm^{-3}	pH	dry matter, g dm^{-3}	boric acid, g dm^{-3}	EDTA, g dm^{-3}
^{60}Co	1.23×10^4	12.5	85.23	120	4
^{137}Cs	2.51×10^5				

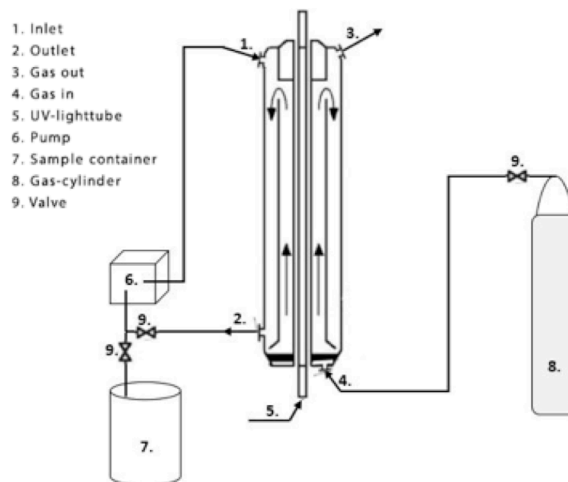


Figure 3. The experimental set-up for UV radiation system.

acid (EDTA), H_3BO_3 , NaOH , H_2O_2 , CoSO_4 , and CsCl were purchased from Merck (Germany). All glassware and polyethylene bottles were thoroughly washed and then rinsed using ultrapure water before use.

2.2.1. Degradation of Complex Compounds by Heating with an Oxidant

In the heated system (Fig.2), the degradation of complex EDTA, CoSO_4 , and H_3BO_3 was investigated under two sets of conditions at 60 and 70 °C both with and without H_2O_2 in 30 mg dm^{-3} concentration. Each experiment lasted 1 hr for three solutions with various concentrations of CoSO_4 (10, 20, and 40 mg dm^{-3}). Aliquots of samples were taken at regular intervals, such as 10, 30, and 60 min. These solutions were centrifuged and stirred with VNB for 1 hr. After that, the solution samples, with and without VNB, were analysed to determine the $\text{Co}^{(\text{II})}$ concentration.

2.2.2. Degradation of Complexes by UV Radiation and Oxidizers

Aspects of photocatalytic degradation of complexes with EDTA, CoSO_4 , and H_3BO_3 were investigated. Degradation efficiencies were studied in detail using a UV radiation system within the range of 280–315 nm and at 0.15 W m^{-2} (Fig.3) under the following conditions:

1. only with UV light;
2. UV and O_2 with flow rate of $70 \text{ dm}^3 \text{ h}^{-1}$;
3. UV, O_2 , and H_2O_2 in 3 mg dm^{-3} concentration;
4. UV, O_2 , and TiO_2 ;
5. UV, O_2 , TiO_2 and H_2O_2 .

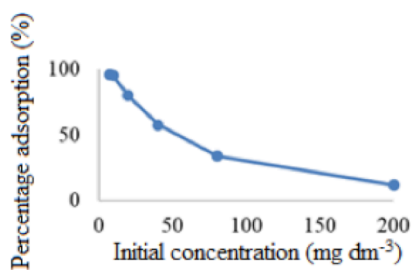


Figure 4. The effect of the initial concentration on the adsorption of Co^(III) onto VNB.

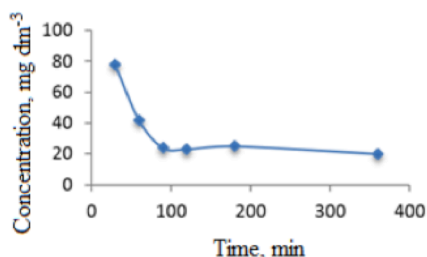


Figure 5. Cs⁺ content in the solution after different periods of time.

Each experiment lasted for 2 hr for the three solutions using various concentrations of CoSO₄ (10, 20, and 40 mg dm⁻³). Samples were taken at regular intervals of 10, 30, 60, and 120 min. The solutions were centrifuged and stirred with VNB for 1 hr. After that, the solution samples, with and without VNB, were analysed to determine the Co^(III) concentration.

2.2.3. Adsorption of Radioactive Elements onto VNB

Experiments on the adsorption of Co^(III) and Cs⁺ onto bentonite were performed in batches to determine their adsorption time and equilibrium isotherms. A volume of 30 cm³ of radioactive solution at various initial concentrations for CoSO₄ (10, 20, and 40 mg dm⁻³); and CsCl (60 and 120 mg dm⁻³) was stirred with bentonite for 1 hr within a pH range of 12 to 13, depending on the initial concentrations of EDTA and H₃BO₃ in the model solution. Samples were taken at regular intervals, centrifuged, and the concentration of Co^(III) and Cs⁺ ions were measured.

2.2.4. Adsorption Isotherms

To evaluate the adsorption ability of ions onto bentonite, the Langmuir and Freundlich isotherm models were employed. On the basis of experimental data, the typical parameters of the adsorption process were determined by using the linear regression method. The Langmuir equation is given by:

$$q_e = q_m k_a C_e / (1 + K_a C_e) \tag{1}$$

Its linear form is

$$C_e / q_e = (1/q_m) C_e + 1/(K_a q_m) \tag{2}$$

where q_e is the amount of ions adsorbed (mg g⁻¹) at equilibrium; C_e is the equilibrium concentration (mg

dm⁻³); q_m is the maximum adsorption capacity (mg g⁻¹); and K_a is the adsorption equilibrium constant. A plot of C_e/q_e against C_e expected to give a straight line with a gradient of $1/q_m$ and an intercept of $1/(K_a q_m)$. The Freundlich equation is given by:

$$q_e = K_f C_e^{1/n} \tag{3}$$

Its linear form is:

$$\ln q_e = \ln K_f + (1/n) \ln C_e \tag{4}$$

where K_f and n are constants.

3. Results and Discussion

3.1. Efficiency of the Adsorption of Radioactive Elements onto VNB

For the estimation of the adsorption ability of Co^(III) onto VNB, 0.1 g of VNB was stirred with 50 cm³ of Co^(III) solution (8–200 mg dm⁻³). After equilibrium was achieved, the residual concentration of Co^(III) was measured using an iCE 3000 AAS (atomic absorption spectrometer).

The effect of initial concentrations on the adsorption of Co^(III) by VNB can be seen in Fig.4. When the initial Co^(III) concentration was increased from 8 to 200 mg dm⁻³ the absolute amount of Co^(III) adsorbed per unit weight of VNB increased from 2.31 mg g⁻¹ (96.5%) to 6.95 mg g⁻¹ (11.8%). However, the percentage adsorption decreased with increasing initial concentration. The results showed that at higher initial concentrations, the number of available adsorption sites decreased and hence, the removal of Co^(III) ions depends upon the initial concentration.

To determine the optimal reaction time in order to achieve an equilibrium state, flasks containing a mix of solutions (CsCl, NaOH, H₃BO₃) with VNB were stirred for different periods of time (10, 30, 60, and 120 min). The concentrations of Cs⁺ ions in the solutions were measured using an atomic absorption spectrometer. The reaction time required to achieve an equilibrium state was defined between the start of stirring and when the analyte concentration remained constant. Fig.5 describes the Cs⁺ content in the solution after different periods of time. According to Fig.5, a period of 100 min can be considered optimal reaction time to achieve equilibrium. This optimal time was implemented for the experiments on the adsorption of Cs⁺ ions onto VNB.

3.2. Study of the Kinetics of the Adsorption of Radionuclides onto Bentonite

3.2.1. Adsorption Isotherms of Co^(III)

Fig.6 shows the adsorption isotherms of Co^(III) onto VNB, which can be described by the Langmuir model with a correlation coefficient (R^2) of 0.9791 and a maximum adsorption capacity of 8.15 mg g⁻¹. The equilibrium data also corresponded to the Freundlich isotherm with a correlation coefficient (R^2) of 0.9640.

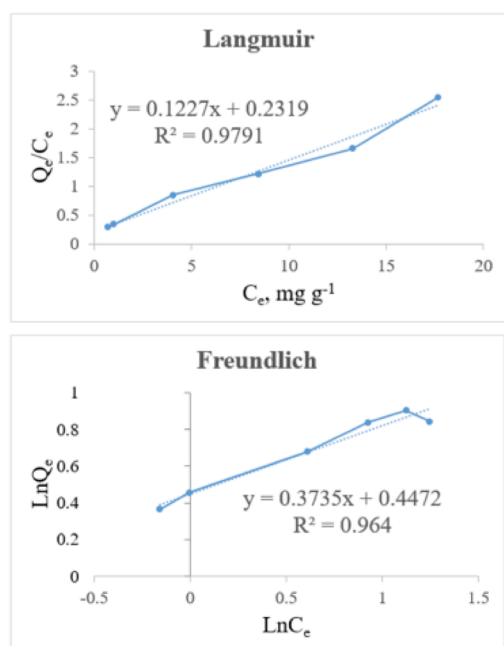


Figure 6. Adsorption Isotherms of $\text{Co}^{(II)}$ onto VNB.

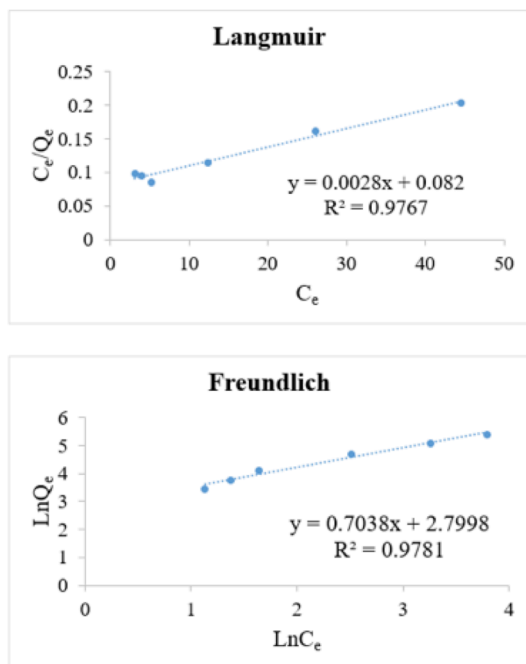


Figure 8. Adsorption Isotherms of Cs^+ onto VNB.

Regarding the four experiments with heating, only Exp. 4 with reaction at 90°C and 30 mg dm^{-3} of H_2O_2 could reduce the concentration of $\text{Co}^{(II)}$ otherwise the $\text{Co}^{(II)}$ concentration remained unchanged or showed no significant change. Fig.7 shows that the concentration of $\text{Co}^{(II)}$ decreased as time increased within 30 minutes, but after that, it practically remained constant. Moreover, initial concentrations also affected the efficiency of removing $\text{Co}^{(II)}$ with initial concentrations of 10, 20, and 40 mg dm^{-3} . The corresponding efficiency values for removing $\text{Co}^{(II)}$ were 22.2%, 31.5% and 61.7%, respectively for samples that were not stirred with VNB, and 22.7%, 43.3%, and 67.7% for samples that were stirred with VNB.

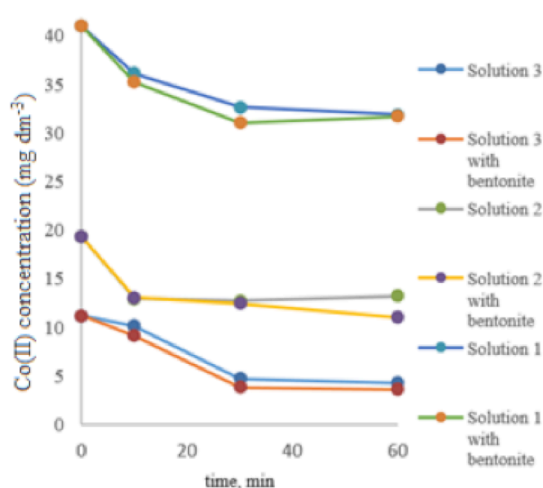


Figure 7. Degradation of $\text{Co}^{(II)}$ over different time periods (Ex. 4) using solution 1: $40\text{ mg dm}^{-3}\text{ Co}^{(II)}$; solution 2: $20\text{ mg dm}^{-3}\text{ Co}^{(II)}$; and solution 3: $10\text{ mg dm}^{-3}\text{ Co}^{(II)}$.

Thus, the experimental adsorption capacity of VNB indicate that it can adsorb $\text{Co}^{(II)}$ at the highest value of adsorption capacity of 8.15 mg g^{-1} , but in the four experiments with heating, the efficiency of removing $\text{Co}^{(II)}$ with VNB did not show significant differences without VNB. Previous research [2, 4, 6] showed that bentonite exhibits good adsorption capacities toward organic matter. However, these results showed that the adsorption ability of EDTA onto bentonite is low, and $\text{Co}^{(II)}$ still remains complexed with EDTA. It is removed only when EDTA is completely degraded.

With regard to the UV system, the results from all experiments show that the outcome of this method was not affected by decreasing $\text{Co}^{(II)}$ concentration. Rekab *et al.* showed [2] that the efficiencies of UV/ TiO_2 and UV/ H_2O_2 treatments are 67% and 42%, respectively at low pH. On the other hand, the degradation efficiency was greater under acidic pH conditions, likely due to the dissociation of H_2O_2 into HO_2^- at alkaline pH, and the photolytic generation of OH^\bullet radicals is therefore hindered. The amine functional groups in EDTA is dominantly converted to ammonia, which forms a complex compound with $\text{Co}^{(II)}$ [2].

3.3. Adsorption Isotherms of Cs

Fig.8 shows that the adsorption isotherm of Cs^+ onto VNB could be described by both the Langmuir and Freundlich models with correlation coefficients (R^2) of 0.98 for both respectively. On the basis of both of these models, the highest value of adsorption capacity was 1.15 mg g^{-1} showing that VNB can adsorb Cs.

4. Conclusion

VNB was tested as an adsorbent material for the removal of cobalt and caesium ions from sulphate and chloride waste solutions. The adsorption of $\text{Co}^{(II)}$ ions

onto VNB followed the pseudo-second order rate model. The adsorption isotherm of Co^(II) was described by the Langmuir and Freundlich models. These show that radioactive isotopes can be highly efficiently adsorbed onto VNB. The adsorption isotherm of Cs⁺ corresponded to both the Freundlich and Langmuir models with high correlation coefficients. In the presence of EDTA in radioactive waste solution, radioactive isotopes could not be adsorbed onto VNB due to forming stronger complexes with EDTA. Therefore, in this study two pre-treatment systems were implemented to remove EDTA from the liquid waste. Heating achieves an efficiency of 67% while the UV radiation did not exhibit satisfactory improvement of treatment efficiency. We are planning to scale up the UV system to include the optimisation of pH values and the effect of ammonium converted from EDTA in order to apply these findings to radioactive solution waste on a large scale.

Acknowledgement

The authors would like to thank the Ministry of Education and Training, Vietnam for funding this research, and the Institute of Radiochemistry and Radioecology at the University of Pannonia for providing the experimental conditions.

REFERENCES

- [1] Manohar, D.; Noeline, B.; Anirudhan, T.: Adsorption performance of Al-pillared bentonite clay for the removal of cobalt(II) from aqueous phase, *Applied Clay Science*, 2006, **31**(3-4), 194–206 DOI: 10.1016/j.clay.2005.08.008
- [2] Rekab, K.; Lepeytre, C.; Dunand, M.: H₂O₂ and/or photocatalysis under UV-C irradiation for the removal of EDTA, a chelating agent present in nuclear waste waters, *Appl. Cat. A: General*, 2014, **488**(11), 103–110 DOI: 10.1016/j.apcata.2014.09.036
- [3] Omar, H.; Arida, H.; Daifullah, A.: Adsorption of ⁶⁰Co radionuclides from aqueous solution by raw and modified bentonite, *Appl. Clay Sci.*, 2009, **44**(1), 21–26 DOI: 10.1016/j.clay.2008.12.013
- [4] Egamediev, S.Kh.; Nurbaeva, D.A.; Tashtemirova, N.G.: Modified bentonite as adsorbents for radionuclides: adsorption of carrier-free radiocobalt-57 on acid modified and calcined bentonite, *Proc. Int. Conf. "Nuclear Science and its Application"*, Samarkand, Uzbekistan, September 25-28, 2012, pp. 345–346 INIS: RN:44129011
- [5] IAEA: Modified Combined Methods for liquid radioactive waste treatment, Final Report (Int. Atomic Energy Agency, TECDOC-1336) 1997–2001 ISSN: 1011-4289
- [6] Dale Ortego, J.; Kowalska, M.; Cocke, D.: Interactions of montmorillonite with organic compounds - adsorptive and catalytic properties, *Chemosphere*, 1991, **22**(8), 769–798 DOI: 10.1016/0045-6535(91)90052-F
- [7] Milyuin, V.V.; Kononenko, O.A.: Sorption of caesium on finely dispersed composite ferrocyanide sorbents, *Radiochem.*, 2010, **52**(3), 281–283 DOI: 10.1134/S1066362210030100
- [8] Tofalvi, R.; Sepsey, A.; Horvath, K.; Hajos, P.: Environmental significance and identification of metal-chelate complexes using ion chromatography, *Hung. J. Ind. Chem.*, 2011, **39**(1), 95–99
- [9] Frerich, J.K., Flugge, U.: High performance catalytic tubular membrane reactors owing to forced convective flow operation, *Hung. J. Ind. Chem.*, 2005, **33**(1–2), 31–42
- [10] Varga, K.; Hirschberg, G.: Accumulation of radioactive corrosion products on steel surface of VVER-type nuclear reactors. II. ⁶⁰Co, *J. Nucl. Mater.*, 2001, **298**(3), 231–238 DOI: 10.1016/S0022-3115(01)00658-4
- [11] Kolics, A.; Varga, K.: Study of cobalt sorption on polyethylene, *J. Colloid Interface Sci.*, 1994, **168**(2), 451–457 DOI: 10.1006/jcis.1994.1441